









WATER SAFETY BINGO

1. Review each picture and talk about the water safety rule it represents. Use the text provided below as a guideline and adjust to age/grade level.
2. Explain how the game works: when a picture is held up, they should say what it means, find the picture on their bingo card and cover it with a chip. The game is over when all pictures have been covered, or however you chose to play (X, 4-corners, 3 in a row, etc.).
3. Cover the Free Space.
4. Play at least one game to cover the entire card. All cards have all the same pictures so ultimately when you play the whole card, everyone will “win” at the same time.

	<p>Is my grown-up watching me? Go swimming only when a grown-up, such as your Mom or Dad, is watching you. Don't ever enter the water unless your grown-up is watching you. Always wait for a grown-up.</p>
	<p>Learn to swim! Everyone, little kids, big kids, and grown-ups, should learn to swim. Learning swimming skills such as floating, blowing bubbles, how to move your arms and kick your legs can help you be safer in the water.</p>
	<p>Wear a life jacket. A life jacket can help you float in the water. Anyone (kids, grown-ups) who doesn't know how to swim, or who is not a strong swimmer should wear a U.S. Coast Guard approved life jacket. The life jacket should be snug, like you are giving yourself a hug! NEVER use arm floaties or pool toys in place of a life jacket.</p>
	<p>Stay away from pool drains. Don't touch, sit on, or play near pool drains. Pool drains are usually at the bottom of a pool. If a pool drain is broken, a swimmer can get stuck to the drain. If a toy lands on or near a drain, ask a grown-up to get it for you.</p>
	<p>Never climb a fence or gate to get to the pool. Always wait for your grown-up before you get in or near the water. Even if the gate is open, wait for your grown-up.</p>
	<p>Always swim with a grown-up. Never swim by yourself. Make sure a grown-up who knows how to swim is with you. It's okay to go swimming with other kids, but only if a grown-up is with you.</p>
	<p>Don't dive into the water. Always enter the water feet first, unless you are in a diving area. If you dive into water that is shallow or where you cannot see the bottom, you can hit your head.</p>
	<p>Obey the rules at the beach or lake. Only swim at beaches or lakes that have lifeguards. Make sure your grown-up is watching you, and goes swimming with you. Wear a life jacket when you go to the beach or lake, even if you know how to swim.</p>

Copyright ©2008-2015 by Colin's Hope. All rights reserved.

This document may be freely copied and distributed for personal and educational purposes provided the content is unchanged.

All reproductions must include this copy permission statement, the copyright notice, the Colin's Hope logo and website link.

For more Water Safety Tips visit www.colinshope.org.

Thank you for helping to achieve our mission of raising water safety awareness to prevent children from drowning.